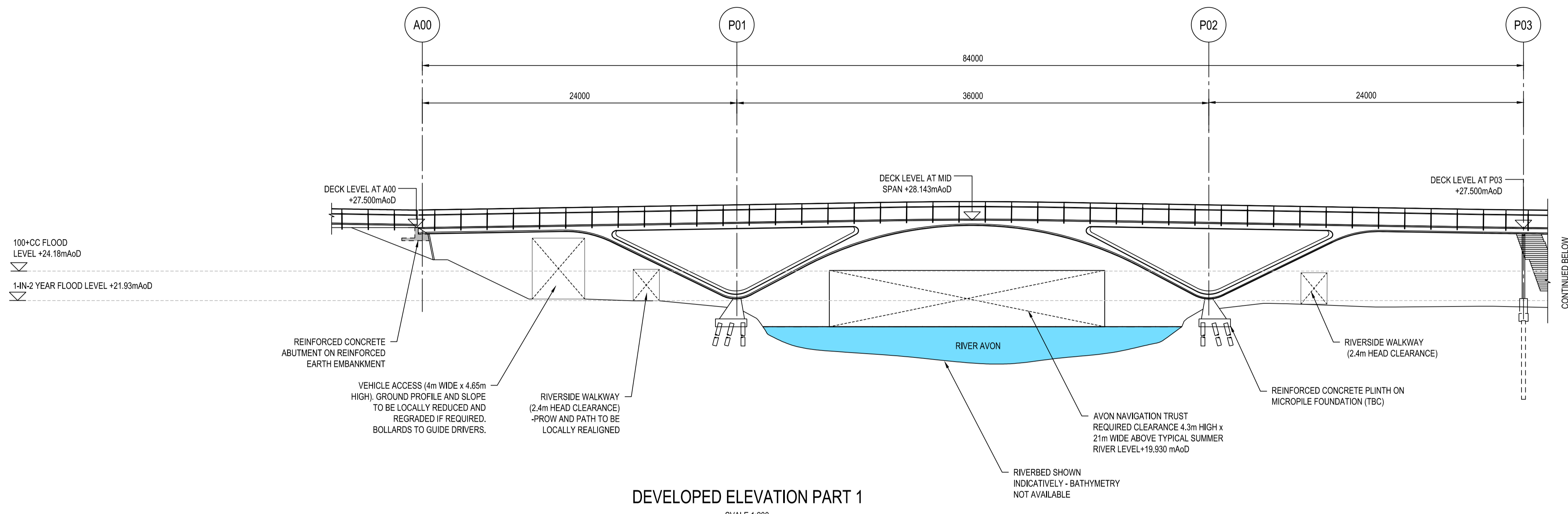
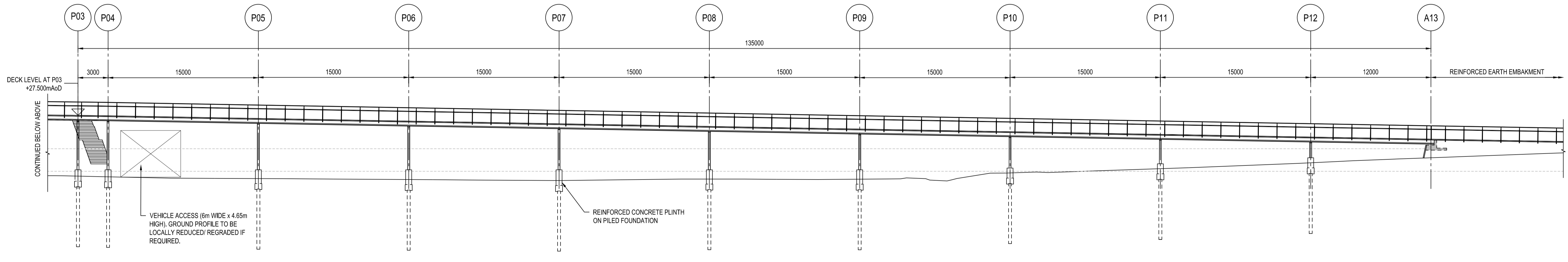


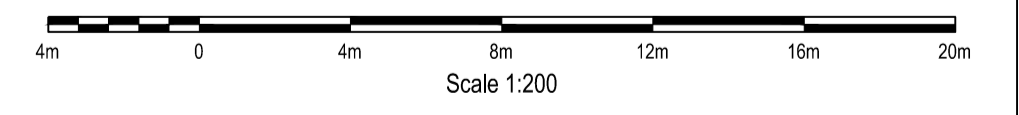
10cm - Caution as distortion can occur.



DEVELOPED ELEVATION PART 1
SCALE 1:200



DEVELOPED ELEVATION PART 2
SCALE 1:200



NOTES
1. FOR GENERAL NOTES REFER TO DRAWING HFB-COW-HFB-ALL-DR-CB-1005.

- REFERENCES**
- HFB-COW-HFB-ALL-DR-CH-1010 GENERAL ARRANGEMENT SITE PLAN
 - HFB-COW-HFB-ALL-DR-CH-1020 GENERAL ARRANGEMENT MAIN SPAN CROSS SECTION
 - HFB-COW-HFB-ALL-DR-CH-1021 GENERAL ARRANGEMENT CROSS SECTION - RAMP
- LEGEND**

Designers:

Client:

Project: **HAMPTON FOOTBRIDGE**

Drawing Title: **GENERAL ARRANGEMENT DEVELOPED ELEVATION**

Project No.: A232226 Scale: 1:200 Original Paper Size: A1

Drawing Number: HFB -COW- HFB - ALL - DR - CB - 1015

Status: S3 - SUITABLE FOR REVIEW AND COMMENT

Revision: P01 - FIRST ISSUE

Use figured measurements only! DO NOT SCALE FROM DRAWING. Verify all dimensions prior to construction. Immediately report any discrepancies to Engineer and if in doubt ASK. This drawing should be read in conjunction with all other associated project information

P01	FIRST ISSUE	04/08/23	JA	BC
REV.	DESCRIPTION	DATE	DRW.	CHK.

ALL CIVIL DIMENSIONS ARE IN METRES - ALL STRUCTURAL DIMENSIONS ARE IN MILLIMETRES - ALL LEVELS ARE IN METRES.

10cm - Caution as distortion can occur.